

Canvas: Using Discussions

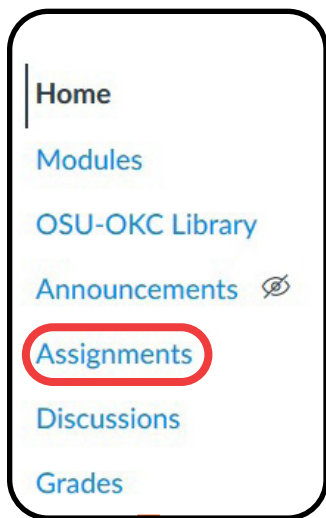
Some ideas for discussion topics:

- Ask students to read a chapter and post a question they have about a particular topic. Then have them answer at least two other students' questions.
- Ask students to watch a TedTalk or a Khan Academy video over your subject matter. Have them pose a question and answer at least two of their classmates' questions.
- Find current news items that relate to your course and ask students to weigh in on how today's situation affects it (business, economics, school, the arts).

If you learn better with video tutorials, view these tutorials from OSU-Stillwater:

- [Create a Discussion](#)

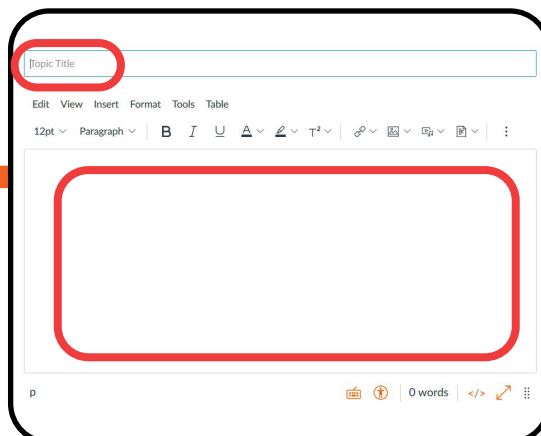

There are plenty of wonderful videos at this [OSU-Stillwater Canvas page](#). Scroll through these if you learn better by video tutorial.



1 - Click on Discussions on your navigation bar

2 - Click the orange +Discussion button

3 - Title your discussion



4 - Add your instructions.

Remember, your students will take your words literally and use your lack of words to their advantage. Be clear in your instructions.

5 - Example Discussion Board



Unit 1 Discussion: Bacon's Rebellion

Allen Jenkins

All Sections

Sep 21 at 3:43pm

Instructions:

- Read the prompt below.
- Compose a "reply" to this post of approximately **200 words** minimum that answers the question. This post must be completed **between Sunday and Wednesday, 11:59pm** and **reply to two classmates** with approximately 150 words each and actually interact with your peers. These are each worth 5 points.
- So that's three posts total for 20 points.
- Remember, you must post first before you'll see any of your peers' comments.

Prompt:

Chapter 3 spends several pages on Bacon's Rebellion. Consider that the conflict took place in 1676, when England (the Mother Country) was six weeks away (one way) by ship across the Atlantic Ocean. Also, the coastal towns of Virginia were vastly different than the frontier farmers. After reading about this rebellion,

1. Why do you think the Governor and other coastal people were not as concerned with the problems on the frontier? Be specific.
2. When Bacon cornered the Governor, demanding to be named a general so he could use the resources of the colony to fight the natives, how is this a stepping stone toward independence a hundred years later? What role did England play in Bacon's Rebellion and why?
3. Argue for or against Bacon's stance against the Governor and tell us why.

Instructions:

Include a word count, due date and point values. Also make it clear how many peers to reply to and what the word count should be. You can also reinforce that you are looking for an educated response based on their reading.

Prompt:

This is where you tell them what to read or watch and then what questions to answer.

Remember, a discussion is not a quiz. Make your questions open-ended and ask for their thoughts or opinions. Unless you are asking them to post questions about the chapter and then answer each others' questions – that is sufficient interaction, but you, the instructor, will want to keep tabs on their explanations to each other.

Options

- Allow threaded replies
- Users must post before seeing replies
- Enable podcast feed
- Graded
- Allow liking

Group Discussion

This is a Group Discussion

Students have already submitted to this discussion, so group settings cannot be changed.

Points Possible

Display Grade as

Assignment Group

Peer Reviews Require Peer Reviews

5 - Discussion Options

Under Options, click “Allow threaded replies” – this allows students to reply back and forth to each other.

Click “Users must post before seeing replies” – this helps prevent plagiarism.

Click “Graded.” Enter your points for the entire discussion.

Do NOT click “Require Peer Reviews.” This is a different animal than simply telling your students to reply to each other.

Assign

Assign to

Due

Thu Aug 19, 2021 11:59pm

Available from **Until**

6 - Assign Options

Leave “Assign to” with the “Everyone” there. Do not click the X.

Add your due date by clicking on the calendar button.
reply to each other.

7 - Save and Publish

Click the Save & Publish button so your students can access the discussion.