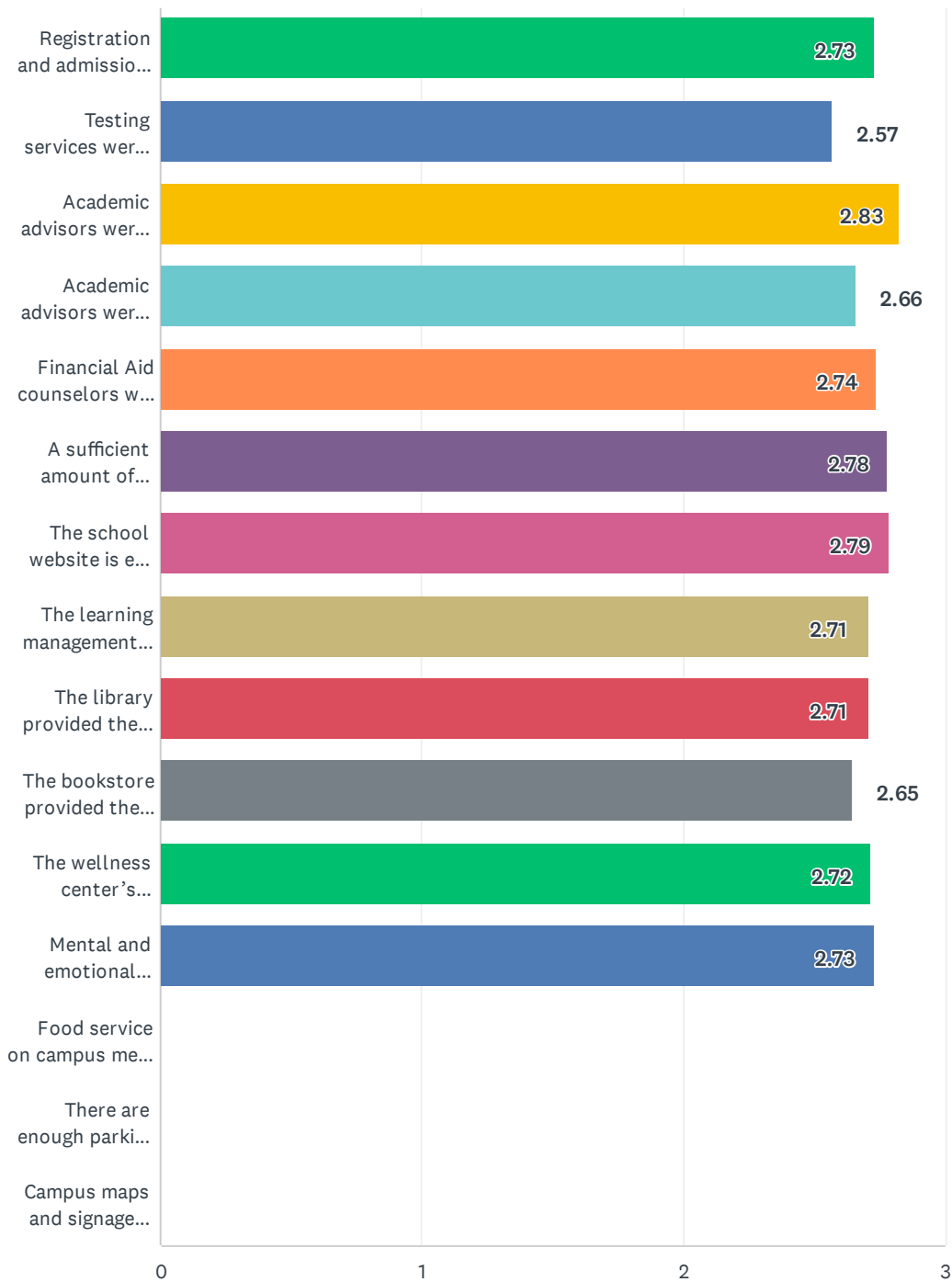


Experiences with support services

Answered: 992 Skipped: 37

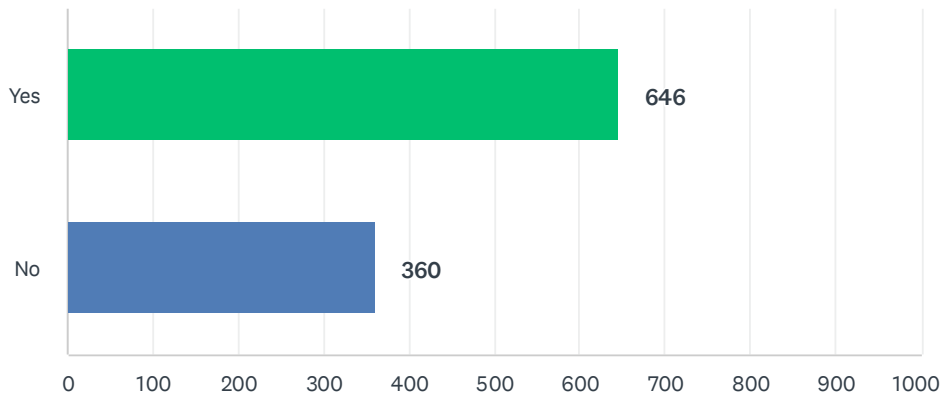


Graduating Student Survey

	NEEDS IMPROVEMENT	FAIR	EXCELLENT	N/A: DID NOT USE	TOTAL	WEIGHTED AVERAGE
Registration and admission staff were knowledgeable and helpful.	4.54% 45	15.52% 154	71.67% 711	8.27% 82	992	2.73
Testing services were available when needed.	5.54% 55	20.16% 200	46.77% 464	27.52% 273	992	2.57
Academic advisors were knowledgeable and available in a reasonable amount of time.	0.62% 5	3.34% 27	22.77% 184	73.27% 592	808	2.83
Academic advisors were able to assist with questions on majors and related careers.	3.43% 34	20.77% 206	56.35% 559	19.46% 193	992	2.66
Financial Aid counselors were knowledgeable and helpful.	2.02% 20	17.54% 174	64.72% 642	15.73% 156	992	2.74
A sufficient amount of financial aid was available to me.	1.21% 12	8.57% 85	40.12% 398	50.10% 497	992	2.78
The school website is easy to navigate and provides information I need.	1.71% 17	8.67% 86	48.49% 481	41.13% 408	992	2.79
The learning management system (Canvas) is easy to use.	2.02% 20	19.05% 189	57.96% 575	20.97% 208	992	2.71
The library provided the resources, services, and hours of operation needed for support.	1.81% 18	7.86% 78	30.04% 298	60.28% 598	992	2.71
The bookstore provided the resources, services, and hours of operation needed for support.	1.61% 16	7.06% 70	20.56% 204	70.77% 702	992	2.65
The wellness center's equipment and hours of operation fit my needs.	1.31% 13	13.00% 129	40.73% 404	44.96% 446	992	2.72
Mental and emotional health services, including email tips, are accessible and helpful.	1.31% 13	5.95% 59	24.90% 247	67.84% 673	992	2.73
Food service on campus meets my needs.	0.00% 0	0.00% 0	0.00% 0	0.00% 0	0	0.00
There are enough parking spots at this institution.	0.00% 0	0.00% 0	0.00% 0	0.00% 0	0	0.00
Campus maps and signage make the campus easy to navigate.	0.00% 0	0.00% 0	0.00% 0	0.00% 0	0	0.00

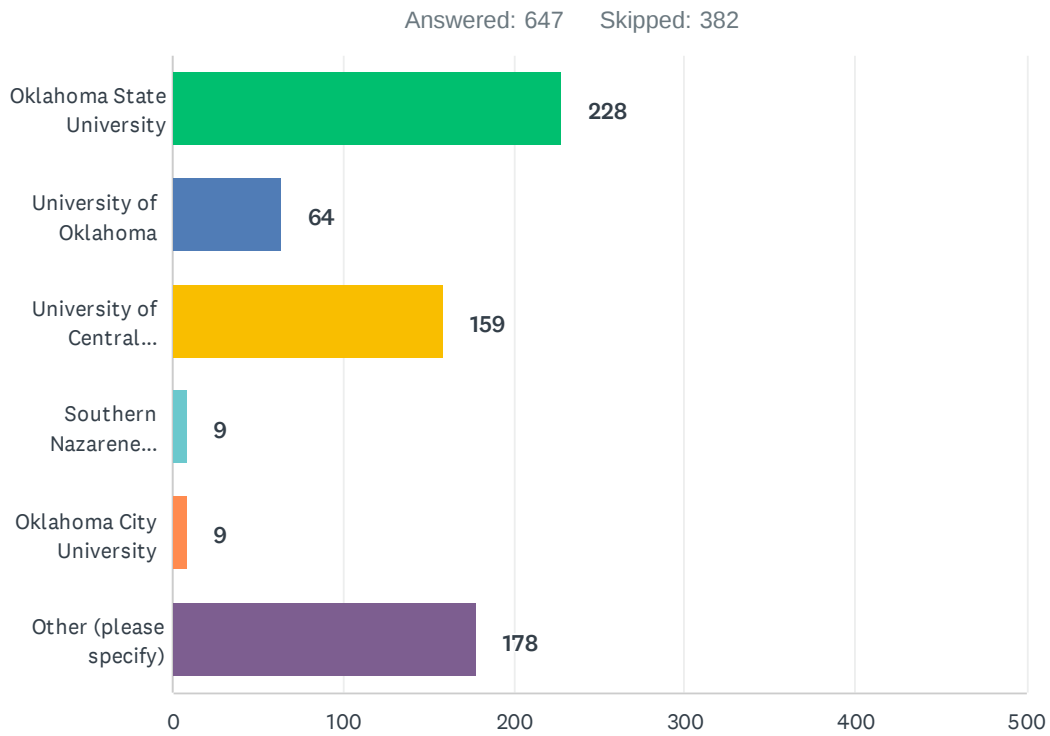
Plan for further education toward a bachelor's or higher degree

Answered: 1,006 Skipped: 23



ANSWER CHOICES	RESPONSES	
Yes	64%	646
No	36%	360
TOTAL		1,006

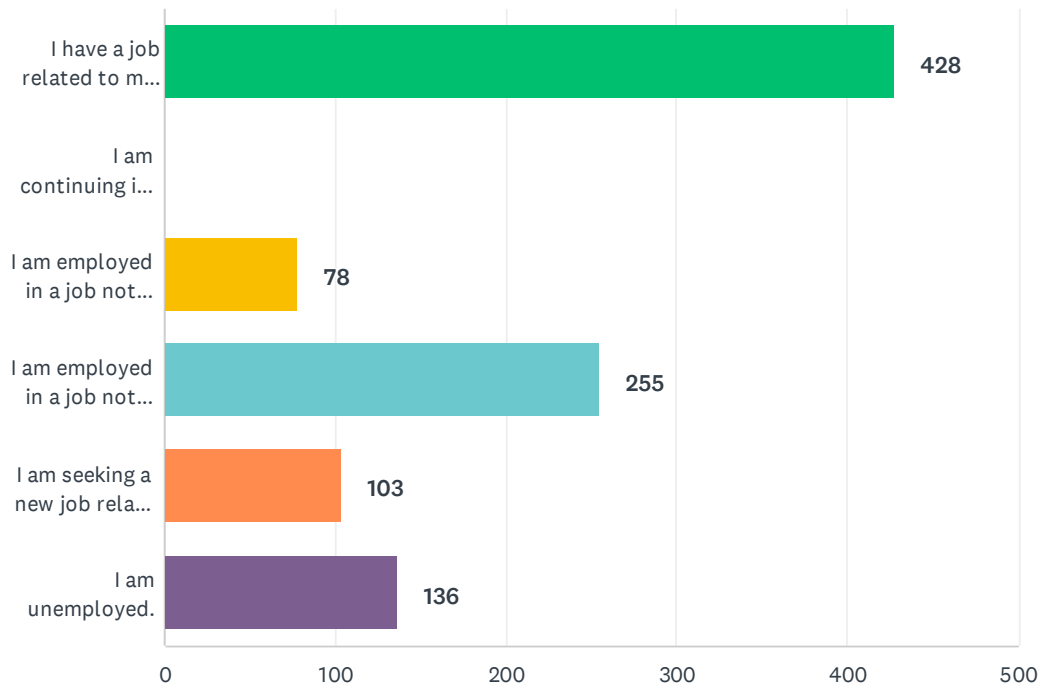
If planning to continue education, what are the preferred choices for college/university?



ANSWER CHOICES	RESPONSES	
Oklahoma State University	35%	228
University of Oklahoma	10%	64
University of Central Oklahoma	25%	159
Southern Nazarene University	1%	9
Oklahoma City University	1%	9
Other (please specify)	28%	178
TOTAL		647

Current employment

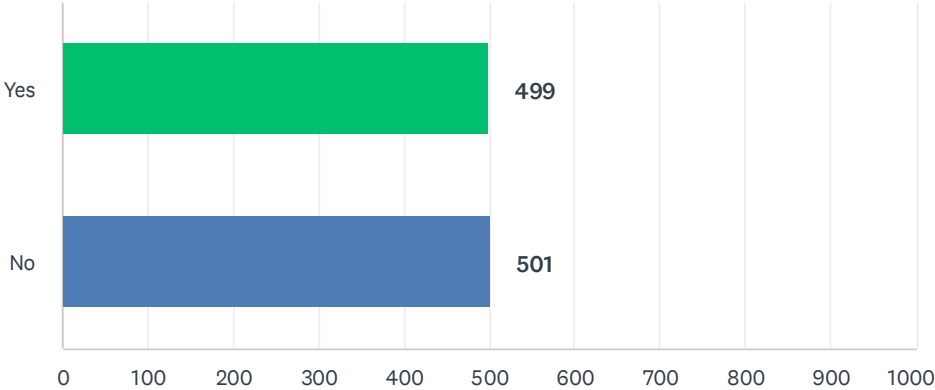
Answered: 1,000 Skipped: 29



ANSWER CHOICES	RESPONSES	
I have a job related to my degree.	43%	428
I am continuing in a job related to my degree.	0%	0
I am employed in a job not related to my degree and not planning to change.	8%	78
I am employed in a job not related to my degree, but I am seeking a new job related to my degree.	26%	255
I am seeking a new job related to my degree.	10%	103
I am unemployed.	14%	136
TOTAL		1,000

Opportunities for career advancement after degree completion

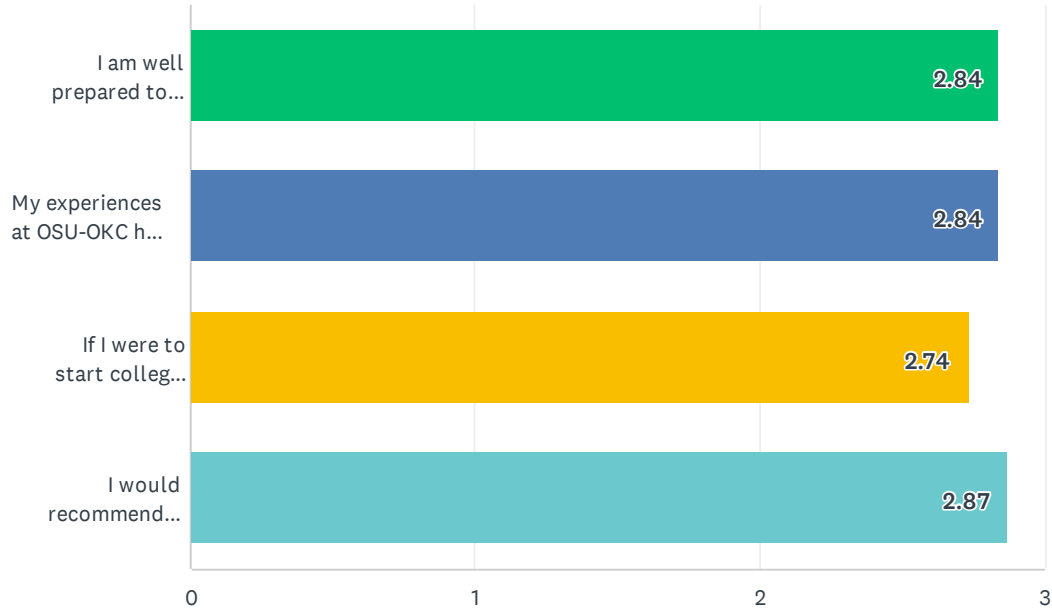
Answered: 1,000 Skipped: 29



ANSWER CHOICES	RESPONSES	
Yes	50%	499
No	50%	501
TOTAL		1,000

Overall experience at OSU-OKC

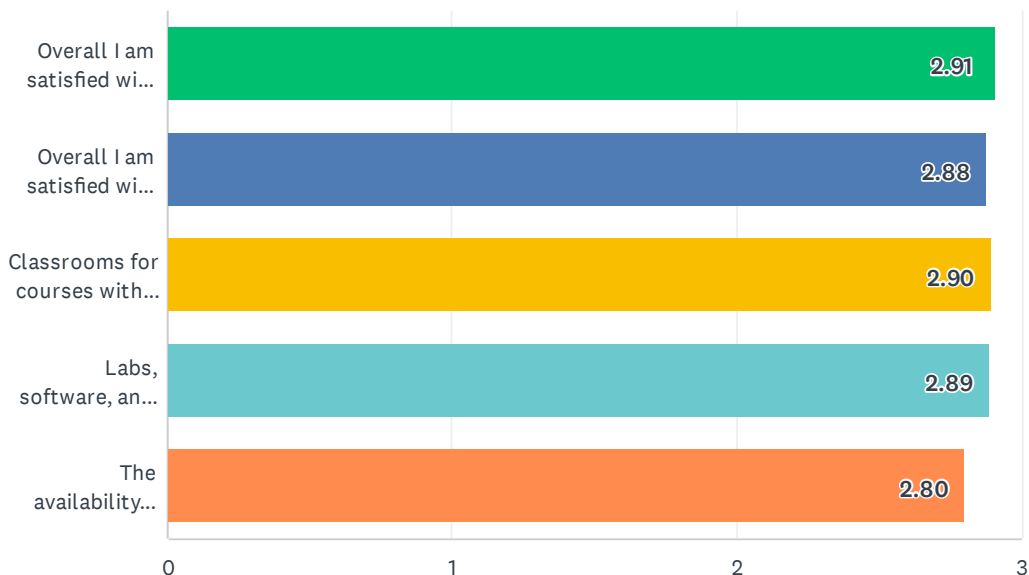
Answered: 975 Skipped: 54



	DISAGREE	NEUTRAL	AGREE	TOTAL	WEIGHTED AVERAGE
I am well prepared to undertake the plans I made for myself after graduating from college.	0.92% 9	14.56% 142	84.51% 824	975	2.84
My experiences at OSU-OKC have prepared me to accomplish my goals.	1.33% 13	13.54% 132	85.13% 830	975	2.84
If I were to start college again, I would enroll at OSU-OKC.	3.49% 34	18.87% 184	77.64% 757	975	2.74
I would recommend OSU-OKC to family and friends.	1.54% 15	10.15% 99	88.31% 861	975	2.87

Experiences with courses in the degree programs

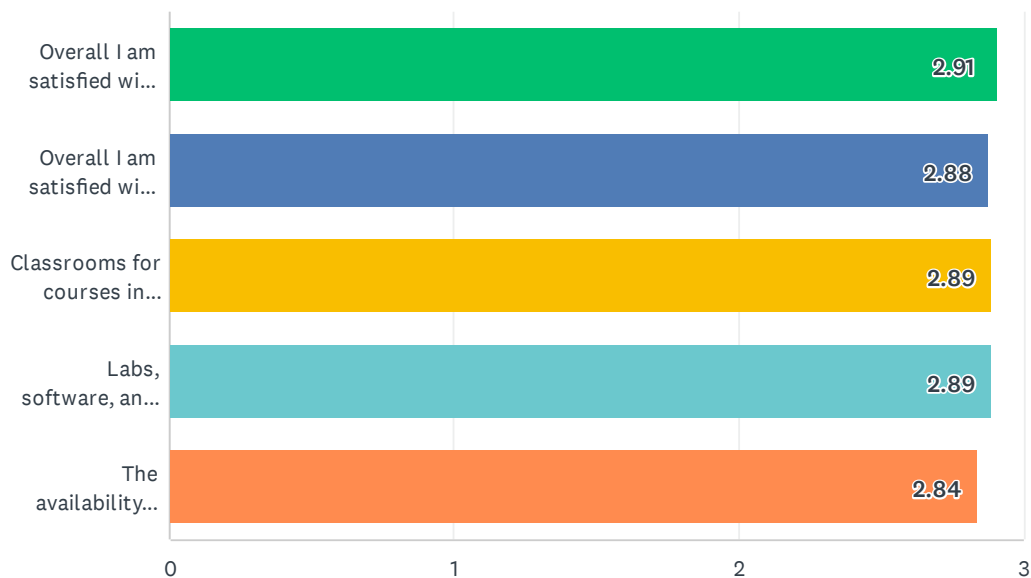
Answered: 1,029 Skipped: 0



	DISAGREE	NEUTRAL	AGREE	N/A	TOTAL	WEIGHTED AVERAGE
Overall I am satisfied with course content and quality of instruction in courses within my degree program.	0.49% 5	7.77% 80	89.70% 923	2.04% 21	1,029	2.91
Overall I am satisfied with the testing and grading procedures in courses within my degree program.	0.68% 7	10.01% 103	86.69% 892	2.62% 27	1,029	2.88
Classrooms for courses within my degree program provide a comfortable environment that facilitates learning.	1.07% 11	7.00% 72	82.51% 849	9.43% 97	1,029	2.90
Labs, software, and other technology used in my major courses were up to date and appropriate for courses within my degree program.	1.17% 12	8.45% 87	85.23% 877	5.15% 53	1,029	2.89
The availability and quality of online courses in my degree program is equal to or better than traditional classroom courses.	3.30% 34	12.73% 131	80.37% 827	3.60% 37	1,029	2.80

Experiences with courses in General Education (English, History, Political Science, Humanities, Science, etc.)

Answered: 1,006 Skipped: 23



	DISAGREE	NEUTRAL	AGREE	N/A	TOTAL	WEIGHTED AVERAGE
Overall I am satisfied with course content and quality of the general education courses required for my degree.	0.70% 7	7.36% 74	85.29% 858	6.66% 67	1,006	2.91
Overall I am satisfied with the testing and grading procedures of the general education courses required for my degree.	0.50% 5	9.74% 98	82.90% 834	6.86% 69	1,006	2.88
Classrooms for courses in general education courses provide a comfortable environment that facilitates learning.	0.50% 5	8.35% 84	77.83% 783	13.32% 134	1,006	2.89
Labs, software, and technology used in my non-major courses were up to date and appropriate for the course.	0.50% 5	9.34% 94	80.82% 813	9.34% 94	1,006	2.89
The availability and quality of online courses in general education is equal to or better than traditional classroom courses.	1.49% 15	11.73% 118	79.13% 796	7.65% 77	1,006	2.84